




Austin-Travis County Emergency Operations Center

5010 Old Manor Road, Austin, TX 78723


Facility Access Instructions




- Please use the visitor vehicle (right side) entrance to the facility.



- Use the intercom to speak with our on-site law enforcement team
- Advise the deputy you are coming to EOC.
- Caution: Striped control arm raises and lowers for one car at a time. Do not follow a car under the gate. Wait for arm to raise for you.



- The entrance to visitor parking will be the second drive on your left.
- Park in spaces marked "Visitor".



- If visitor parking is full, please proceed to the back parking lot and park in any space except those marked for fuel-efficient vehicles or carpools.



Austin-Travis County Emergency Operations Center Facility Access Instructions



- Access door are underneath the portico.
- Visitors coming to CTECC must present a government issued photo identification; driver licenses, state ID cards, and passports are all examples of government issued photo identification.
- CTECC Law Enforcement (LE) will issue all visitors a visitor badge. Visitors must return the visitor badge before leaving the building.
- Every visitor to CTECC must complete a visitor screening process, which includes a temperature check at a kiosk, passing through a metal detector, and a baggage check. Visitors should allow 10 minutes to gain access to the facility and complete the visitor screening process.
- The CTECC visitor screening process focuses on preventing weapons from entering the building. Weapons include, but are not limited to firearms, realistic models of firearms, and knives with blades longer than five (5) inches.
- Larger groups should allow more time to complete screening. CTECC LE will direct visitors for EOC activations or training on the third floor to either proceed to the EOC or wait for their point of contact in the foyer.